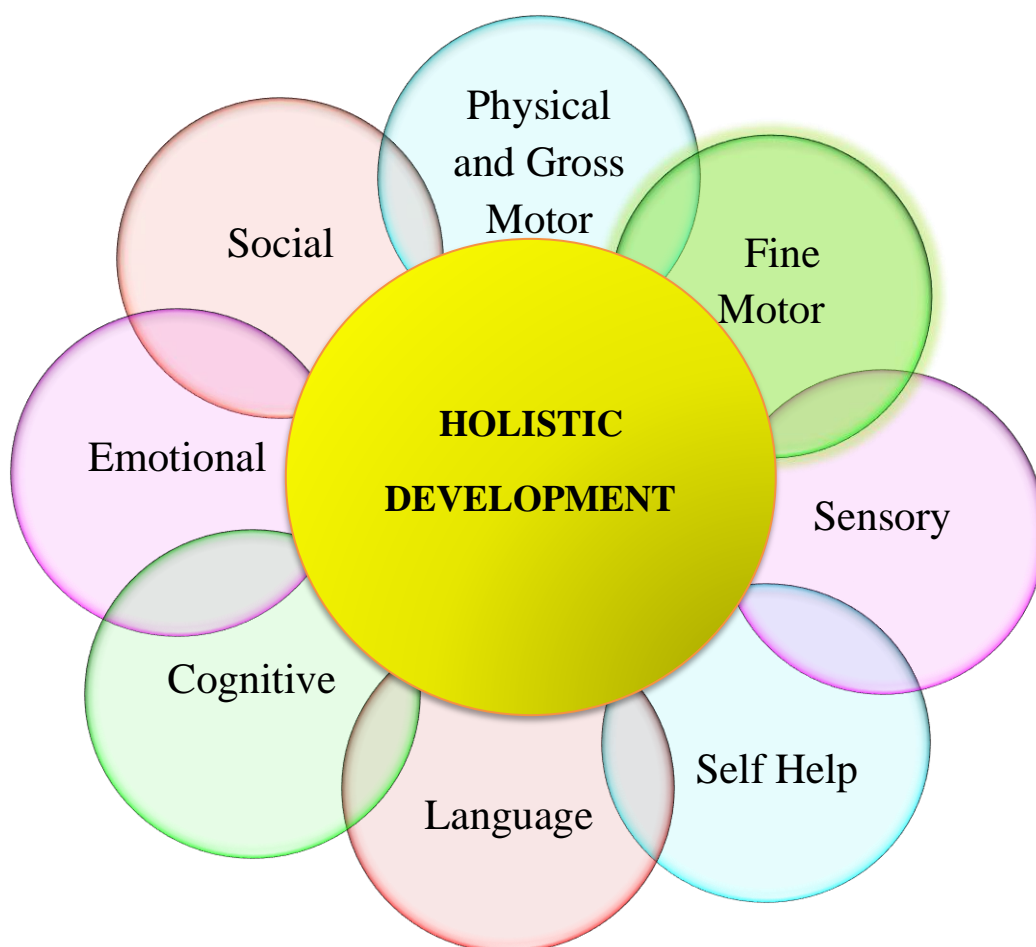




Jr. K.G. Parent page for the months from January to April 2020.



Holistic Approach instills curiosity and allows children to learn naturally and creatively.







The topic for the months of January, February, March and April are:

- **School-Neighbourhood**
- **Transport**
- **Plants**
- **Animals**

The various activities related to the topic are listed below:

<p>Self-help skills</p> 		<ul style="list-style-type: none">• Encouraging to wash their hands independently and maintaining personal hygiene.• Getting ready for school.<ul style="list-style-type: none">-Wearing own uniform-Packing school bag-Wearing socks and shoes
--	---	--

<p>Body awareness</p>	<p>Gross motor skills</p> 	<p>Activities</p> <ul style="list-style-type: none"> • Playing instructional games <ul style="list-style-type: none"> -Dog and the bone -Relay -Musical chairs • Throwing a ball(overhead) • Balancing on age appropriate equipment's. • Walking on tippy toes.
<p>Music and movement</p>		<p>Dance and exercise enhance the child's rhythmic movement Children learn about new things like sounds, words and pattern through dance and music</p> <ul style="list-style-type: none"> • Plants song • Granny's farm • Scare crow • Bean song • Raindrops • Animal songs • Walking through the jungle • Tractor song • Down by the bay • Worm song
<p>Fine motor skills</p> 		<p>Activities</p> <ul style="list-style-type: none"> • Origami (tulip flower) • Crayon transfer • Stenciling • Cognitive games • Finger painting • Stamping • Using scissors to cut paper • Paper sticking • Writing within age appropriate blank spaces. • Lacing boards • Using different materials to draw

Language



Listening and Speaking
(to enhance oral and aural skills)



Stories and picture talk:

- Dramatization (animals)
- Magnetic story (plants)
- Quiz (current topic)
- Housie cards (sight words)

Songs and rhymes with action:

- Number songs
- Rectangle song
- School song
- Transport song
- Working on the farm (planting song)
- Community song
- Animal song
- Bird song

Phonemic Exercise:

- Introduction of 'at' and 'an' word families.

Eg: A **fat cat**

A **fat cat** with a **mat**.

A **man ran**.

A **man ran** with a red **can**.

- **Alliteration:**

Zz-Zoo zoo zebra, zig zagged with zipper in the zoo.

Uu- Uncle Umang sat under the umbrella.

Yy-Yuvraj did yoga yesterday and yelled seeing yellow yoyo

Jj- Jolly joker jumps in the jungle and jogs in January.

Kk-Kitty the kangaroo kissed the kitten.




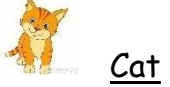



Ss-See and saw sat on a see saw and sang songs about six sandwiches.






Gg-Gorilla's went to the garden to play the guitar

Qq-Quick quack quickly,quack quickly,quietly,quack,quack.

Interactive activities

- Show and tell
 - Postcard (Neighbourhood)
 - Vehicle/ toy (Transport)
 - Mask (Animal)
 - Environment prints (letter G)

	<p style="text-align: center;">Reading</p> <p style="text-align: center;">I see green leaves. I see the green cap.</p> 	<p>Sight words:</p> <ul style="list-style-type: none"> ▪ Reinforcing colour names red, blue, yellow and orange ▪ Introduction of colour names green and purple ▪ Sight words: School, Bloomingdales. ▪ Helper words the, with, at, and, is. • Introduction of shape names rectangle and triangle <p>Recognizing of letters Zz, Uu, Yy, Jj, Kk, Ss, Gg, Qq</p>
	<p style="text-align: center;">Writing</p> <p style="text-align: center;">A b c d</p> 	<p>Pre- writing activities:</p> <ul style="list-style-type: none"> • Trailing of letters and numbers (left to right) <p>Writing:</p> <ul style="list-style-type: none"> • Learning to write the letters Zz, Uu, Yy, Jj, Kk, Ss, Gg and Qq • Writing one's name • Writing letters Aa-Zz • Picture-word association  
<p style="text-align: center;">Pre-mathematical concept</p>  <p style="text-align: center;">Number Concept</p>	 	<ul style="list-style-type: none"> • Reinforcement of sets • Cognitive learning <ul style="list-style-type: none"> -Puzzles -Visual cards -Tangram • Concept of part and whole • Concept of bigger number • Location words <p>Recap of numbers, with concept of one more.</p> <ul style="list-style-type: none"> • Learning to write numeral 7,8 and 9 • Reinforcing numerals 1-6 along with its value. • Writing 1-9 in sequential order

<p>Experiential Learning</p>		<ul style="list-style-type: none"> ▪ Experience that involve study of:- -Volume -Probability -Growth of plants
<p>Festivals and celebration</p>		<ul style="list-style-type: none"> ▪ Makar Sankranti ▪ Republic Day
<p>Out of class learning</p>		<ul style="list-style-type: none"> ▪ Carter road promenade ▪ Fire station
<p>Resource person</p> 		<ul style="list-style-type: none"> ▪ Lady police officer ▪ Veterinarian ▪ Spin a yard -Read aloud project (Parent participation)

Rhymes and songs

TOPIC -

School

Its time to go to school today.

Its time to go to school today, to school today, to school today,

Its time to go to school today, to learn and laugh and play,

We brush our teeth and comb our hair,

What clothes to wear (2),

We brush our teeth and comb our hair,

And hurry, don't be late

Its time to go to school today, to school today, to school today,

Its time to go to school today, to learn and laugh and play,

Grab your bag, get on the bus,

Go on your way for school today,

Grab your bag, get on the bus,

We'll be there very soon.

My Neighbourhood

Love builds community

Its you, its you, its you who builds community, (3) its you who builds community.

Roll over the ocean. roll over the sea , come on do your part to build community,(2)

Its me, its me, its me, who builds community(3),its me who builds community,

Roll over the ocean. roll over the sea, come on do your part to build community, (2)

Its we, its we, its we, who builds community (3),its we who builds community,

Roll over the ocean. roll over the sea, come on do your part to build community, (2)

Its love, its love, its love , that builds community(3),its love that builds community,

Roll over the ocean. roll over the sea, come on do your part to build community, (2)

Transport

I ride on a bike,(2) but I want to go faster, faster, faster, faster.

I ride on a bus,(2), but I want to go faster, faster, faster, faster.

I drive in a car,(2), but I want to go faster, faster, faster ,faster.

I ride on a train ,(2), but I want to go faster, faster, faster ,faster.

I fly in a plane,(2) but I want to go faster, faster, faster ,faster.

10,9,8,7,6,5,4,3,2,1 GO.....

I fly in a rocket, I fly into space , in a rocket(2)

Animal Song

Little dog, little dog, can you clap?

No I can't, No I can't, I can't clap.

Little dog, little dog, can you walk?

Yes I can, yes I can, I can walk.

Little snake, little snake, can you walk?

No I can't, no I can't, I can't walk.

Little snake, little snake, can you slither?

Yes I can, yes I can I can slither.

Little cheetah, little cheetah, can you slither?

No I can't, no I can't, I can't slither.

Little cheetah, little cheetah, can you climb?

Yes I can, yes I can, I can climb.

Little deer, little deer, can you climb?

No I can't, no I can't, I can't climb.

Little deer, little deer, can you run?

Yes I can, yes I can I can run.

Birds

Look at the birds up in the treetop,

Building its nest, with no time to stop.

Hatching its eggs, so smooth and so round,

Then feeding its babies, worms from the ground.

Look at the birds with beaks for a mouth.

When it gets cold, the birds will fly south.

When it gets warm, the birds will return,

Let's watch how the birds live

And see what we learn.

Number Songs:

➤ Dot and out and slanting down (3)
To make the number 7.

➤ Round and round and round again (3)
To make the number 8.

➤ All the way round and down we go (3)
To make the number 9.

Shape song

Ricki **Rectangle** is my name (2)

My 4 sides are not the same (2)

2 are long and 2 are short (2)

Come Let's sing this happy song (2)